

xpressions[®]

MONSTER MONITOR TOWER™

Set Up Instructions






Monster Monitor Tower Includes:



- Tower with graphics
- Shelf
- Monitor Mount



1. Set up the Xpressions tower with attached graphics. Connect J hooks on both sides top and bottom.



2. Place extended shelf onto the tower.



3. Hook the monitor mount to the top of the tower and slide bottom of mount behind hubs.



4. Attach monitor to mount on tower and secure it with clips on the back of monitor mount portion.



Finished.
Large monitor on
the Xpressions
Monster monitor
Tower.